



---

## 2022 PRICE LIST ELECTRIC FIREPLACES

Effective October 2022



---

Learn more at  
[valorfireplaces.com](http://valorfireplaces.com)  
[britishfires.ca](http://britishfires.ca)



# Table of Contents

Use the information below to find the corresponding section related to Valor LEX electric or British Fires electric products. If you have any questions please contact your Valor sales representative or call our head office for more information at [1.800.GO.VALOR](tel:1800GOVALOR).



## Valor™ LEX Series Electric Fireplaces

Introduction	<b>1</b>
Overview & Specifications	<b>2</b>
Engine Options + Log Sets	<b>3</b>

## British Fires Electric Fireplaces

Introduction	<b>4</b>
Overview & Specifications	<b>5</b>
Engine Options	<b>6</b>

# VALOR™ LEX SERIES ELECTRIC FIREPLACES

Miles Industries teamed with Charlton & Jenrick to offer the Valor™ LEX Series electric fireplace series under the Valor™ brand in North America. Charlton & Jenrick has been selling fireplaces for over 35 years in the UK, and are well-versed in the design of successful electric fireplaces.

We recognize that dealers want a choice of quality electric fireplaces as the market continues to grow. Just like our gas fireplaces, the Valor™ LEX Series will not be sold by mass merchants or online marketers. We believe high end designer fireplaces need specialized retailers for maximum customer satisfaction.

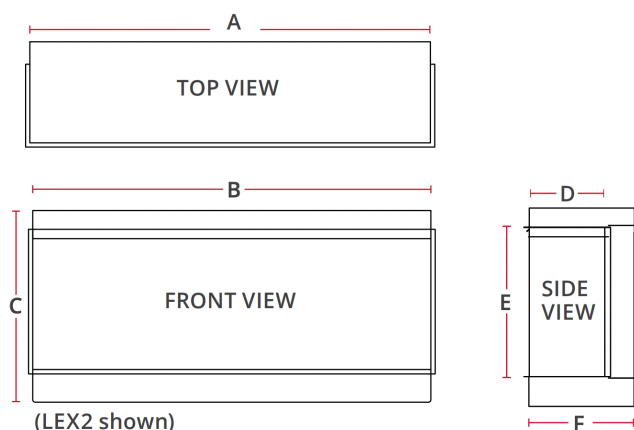


## Valor™ LEX Series Electric Fireplaces

Create a stunning focal point that will enhance any space with a Valor™ LEX Series electric fireplace. Available in 50", 60", or 72" sizes with your choice of Valor designed logs in birch, driftwood, or splitwood.

Extremely versatile in their design, Valor™ LEX Series electric fireplaces look equally as impressive set in the wall as they do in a 3-sided or corner installation. Almost any conceivable fireplace design can be achieved, providing a stunning visual for friends and family.

### SPECS & DIMENSIONS



	LEX2 50"	LEX3 60"	LEX4 72"
<b>A</b>	49.2"	59"	70.9"
<b>B</b>	50.4"	60.2"	72"
<b>C</b>	21.9"	21.9"	21.9"
<b>D</b>	7"	7"	7"
<b>E</b>	15.7"	15.7"	15.7"
<b>F</b>	12"	12"	12"

HEAT OUTPUT 1500W | SUPPLY VOLTAGE 120V | RATING POWER 60Hz

[valorfireplaces.com/lex-electric](http://valorfireplaces.com/lex-electric)

### THERMOCONTROL REMOTE



The innovative thermostatic remote allows you easily control your fire and access its many features. Take control of the flame effect, timer settings, lighting, mood lights or heater individually or in conjunction with one another.

#### FEATURES

- On/Off - Turn your fire on and off with ease.
- Easy View - Quickly view time, date, and battery level.
- Timer - Pre-set the heat daily or for seven days.
- Temperature - Change the heat settings or view the in-room temperature.
- Lighting - Quickly scroll through the available lighting or mood lighting options.
- Flame Effect - Adjust the flame effect to your desired level.





**LEX4 + LEXBLK BIRCH LOGS**

**ORDERING INFORMATION | A + B**

**A** LEX Series Electric Engine Options


Model	Description	Weight (lbs)	Cubic Ft	MSRP
LEX2	LEX2 50" Electric Fireplace Engine (w/ glass included)	180.0	11.3	\$2,766
LEX3	LEX3 60" Electric Fireplace Engine (w/ glass included)	180.0	13.3	\$2,947
LEX4	LEX4 72" Electric Fireplace Engine (w/ glass included)	200.0	15.7	\$3,160

**B** LEX Series Log Set Options

Model	Description	Weight (lbs)	Cubic Ft	MSRP
LEXBLK	Valor Birch Logs	1.0	1.0	\$295
LEXDWK	Valor Driftwood Logs	1.0	1.0	\$413
LEXSWK	Valor Splitwood Logs	1.0	1.0	\$321



**LEXBLK | BIRCH LOGS**



**LEXDWK | DRIFTWOOD LOGS**



**LEXSWK | SPLITWOOD LOGS**

## BRITISH FIRES ELECTRIC FIREPLACES

British Fires have the same distribution philosophy as Miles Industries and makes unique quality products aimed at specialty retailers. The brand is a good fit with Miles Industries, given our own British lineage back to Valor UK and the old Birmingham factory dating back to 1890.

As the electric fireplace market continues to grow in North America Miles Industries recognized that dealers want to offer quality electric products, similar to our Valor gas fireplace product line. Miles partnered with British Fires in 2021 to become the exclusive North American distributor of the UK brand where the products are assembled.

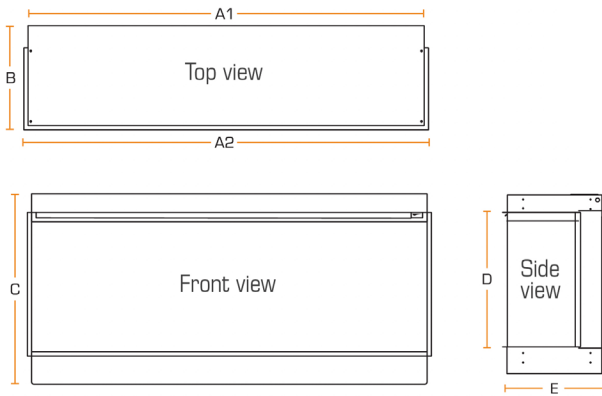


## British Fires Electric Fireplaces

Distributed throughout North America by Miles Industries, British Fires New Forest electric fireplaces offer beautiful fire bed visuals with award-winning flame effects.

British Fires New Forest Electric fireplaces offer multi-sided installation opportunities to fit virtually any space. Choose between 3-sided, corner or front-facing designs that provide full design flexibility. Installing the New Forest is quick and easy, and comes ready to go right out of the box.

### SPECS & DIMENSIONS




	New Forest 48"	New Forest 63"
<b>A1</b>	46.6"	62"
<b>A2</b>	47.2"	63"
<b>B</b>	12.2"	12.2"
<b>C</b>	22.1"	22.1"
<b>D</b>	16.7"	16.7"
<b>E</b>	11.9"	11.9"

HEAT OUTPUT 1500W | SUPPLY VOLTAGE 120V | RATING POWER 60Hz

Learn more at [britishfires.ca](http://britishfires.ca)

### AIR CURTAIN TECHNOLOGY®



The patent-pending Air Curtain Technology is at the heart of the New Forest Electric's innovation but, how does it work?

Once the New Forest has been powered on the fan draws in cool room air and distributes warmed air back into the room via the dual-outlet system. The outlet is shaped to push air out in a wide path to get heat into every corner of the room.

Because the heater outlet sits at the top we are able to position the glass to be nearly flush with the edge of the fire box. This means you get a wall inset fireplace with a clean and contemporary appearance.





**ORDERING INFORMATION**

**A** British Fires - New Forest Electric Engine Options

Model	Name & Description	Weight (lbs)	Cubic Ft	MSRP
FCBUS0010V2	British Fires New Forest 48" Electric Fireplace Engine	125.0	7.3	\$3,000
FCBUS0017	British Fires New Forest 63" Electric Fireplace Engine	138.0	22.4	\$3,936

*Please note that New Forest engines come standard with three log and glass options as shown below.*

**FIRE BED STYLES**



**FOREST VIEW**

Forest View is inspired by the New Forest National Park (UK). The logs, husk and bark create a natural, earthy, setting.



**SLATE VIEW**

The Slate Effect fire bed setup allows for more glow under the logs adding more light to the overall fireplace.



**DIAMOND VIEW**

Diamond Light offers a dynamic way to show how light enhances the visual aspect of the flame effect.